



DISPOFLEX

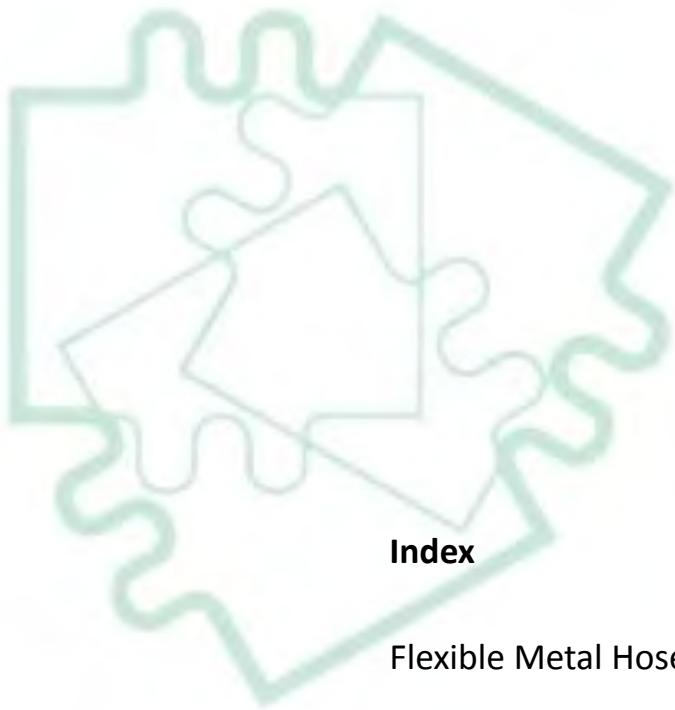
Dispositivos Flexibles S.A. de C.V.

Flexible Metal Hose



Dispositivos Flexibles S.A. de C.V.

Product Catalog



Index

Flexible Metal Hoses.

Manufacturing.

Flexible Metal Hoses are composed by:

Hose fittings types.

Installation.

Asymmetrical Expansion Joints.

Flexible Metal Hoses

They are characterized by their great resistance to pressure and temperature, opposition of vacuum and corrosion. They also possess great thermal stability as well as high flexibility and durability.


Their flexible structure allows absorbing dilatation and contraction in the pipe system as well as neutralize vibrations caused by high temperature and used pressure. They can also be used to correct un-alignments or flexible connection among mobile elements and static elements of the pipe system.



Flexible Metal Hoses are composed by:

Corrugated Stainless Steel hose

This hose parts from a tube made of rolled sheet, welded lengthwise, that at inserting in a corrugating machine, obtains parallel and independent corrugations that provide flexibility.



Stainless Steel Braided Wire


Coating made of plaited stainless steel wire that forms a protective mesh on the exterior of the hose, joint by a coated of welding with the hose and ring. This wire braid provides major resistance avoiding that it enlarges due to internal pressure. Double braid is possible to resist higher pressures.



Flexible Metal Hoses are composed by:

fittings

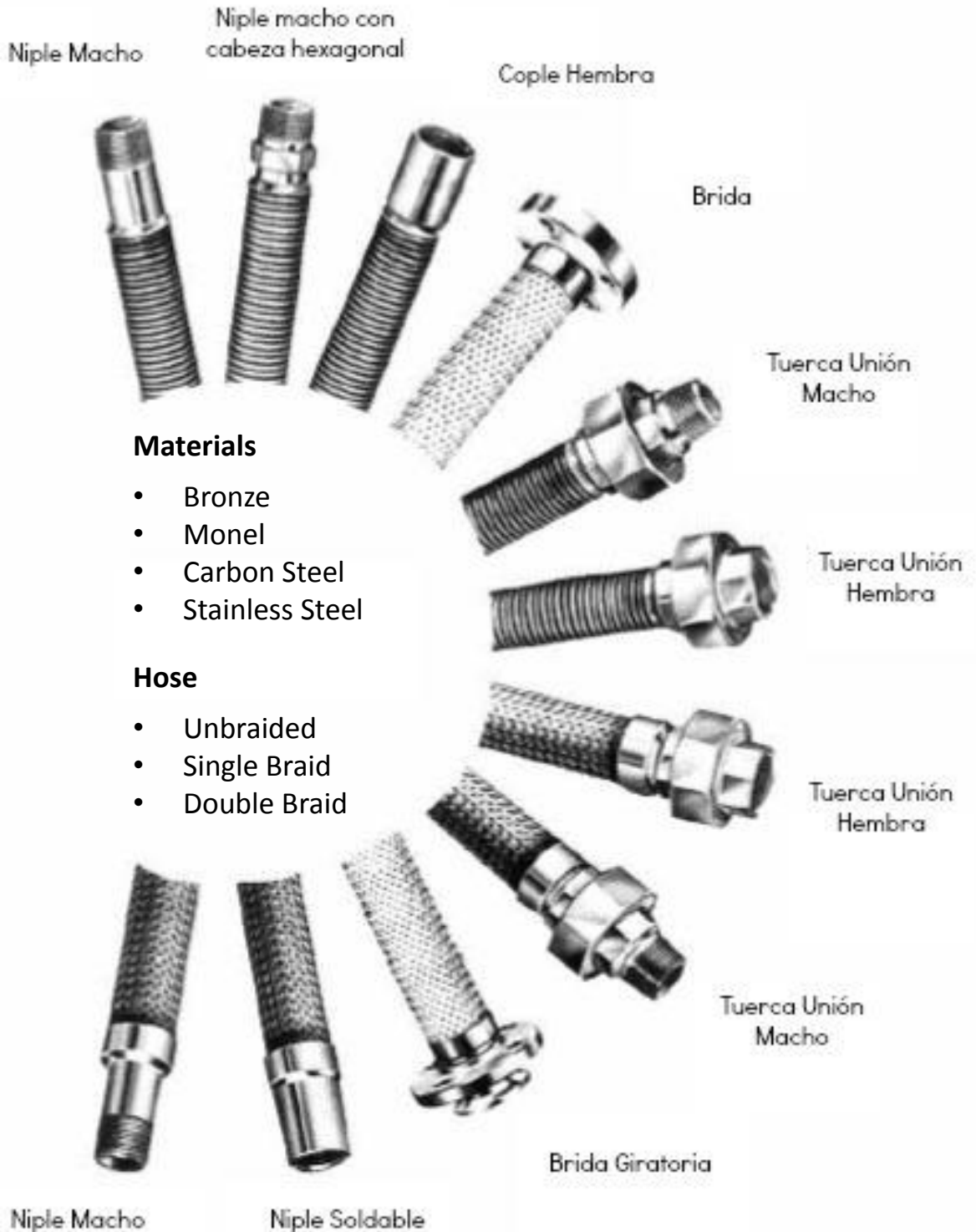
There is a wide range of fittings suitable to the specific need of the industry. The fittings are welded to the hose at its extremes and allow the joining of the hose to the equipment or pipe system.



Ring















Made of stainless steel placed on both ends of the hose and whose function is to joint all components of the flexible metal hose, by the TIG welding process.

Hose fittings types



Installation















To guarantee correct functioning of the flexible metal hose it is important to take the following recommendations into account:

Incorrect position		Correct position
	<p>Do not bend with movements, but absorb movements only at the level of the flexion.</p>	
	<p>Do not bend excessively at the extremes of the hose, but divert with tube elbows.</p>	
	<p>Do not use just any length, but establish exact lengths.</p>	
	<p>Do not dimension too long, but establish exact length.</p>	
	<p>Do not bend wrongly, but bend without torsion at movement level.</p>	
	<p>Do not overheat joining cordon, but refrigerate and keep away from the hose's torch.</p>	
	<p>Do not drag over the floor without protection.</p>	

Installation

Incorrect position		Correct position
	Do not install in displaced connections, without a level.	
	Do not bend excessively when hanging, but foresee a support for the hose.	
	Do not bend extremes excessively, without installing a rigid deviation.	
	Do not install axially, but vertically to the direction of the movement.	
	Do not movements from several directions with one hose, but with a elbowed hose.	
	Do not divert to one side, but dispose centrally.	
	Do not allow axial movements, but foresee the installation vertically to the hose's axle.	
	Do not foresee big lateral movements, but the installation of a 90° elbow.	


Installation

Incorrect position		Correct position
	<p>Do not pull, unroll.</p>	
	<p>Do not bend, install without torsion.</p>	
	<p>Do not use a short hose, install with the correct length.</p>	
	<p>Do not bend excessively, without installing elbows as deviation.</p>	
	<p>Do not move crosswise through levels, only trough one level of the installation.</p>	
	<p>Do not allow to bend under own weight, unless supported by a base.</p>	
	<p>Do not install straight, but in U form.</p>	

- Contact our support team for more information.

Asymmetrical Expansion Joints

Hoses are also used in the manufacturing of earthquake-proofed joints at to compensate the external movements caused by an earthquake. They offer safety and protection to the equipment and pipe system.





Dispositivos Flexibles S.A. de C.V.

Street 1 Norte, No. 3 Col. Atenatitlan,
Jiutepec, Mor. México C.P. 62572
Phone: 01(777) 319 45 06 / 320 5767

Fax: 320 2680

Dispositivosflexibles@hotmail.com

www.dispoflex.com.mx